

DRAFT

No.	Issue	Drawn	Approved	Date



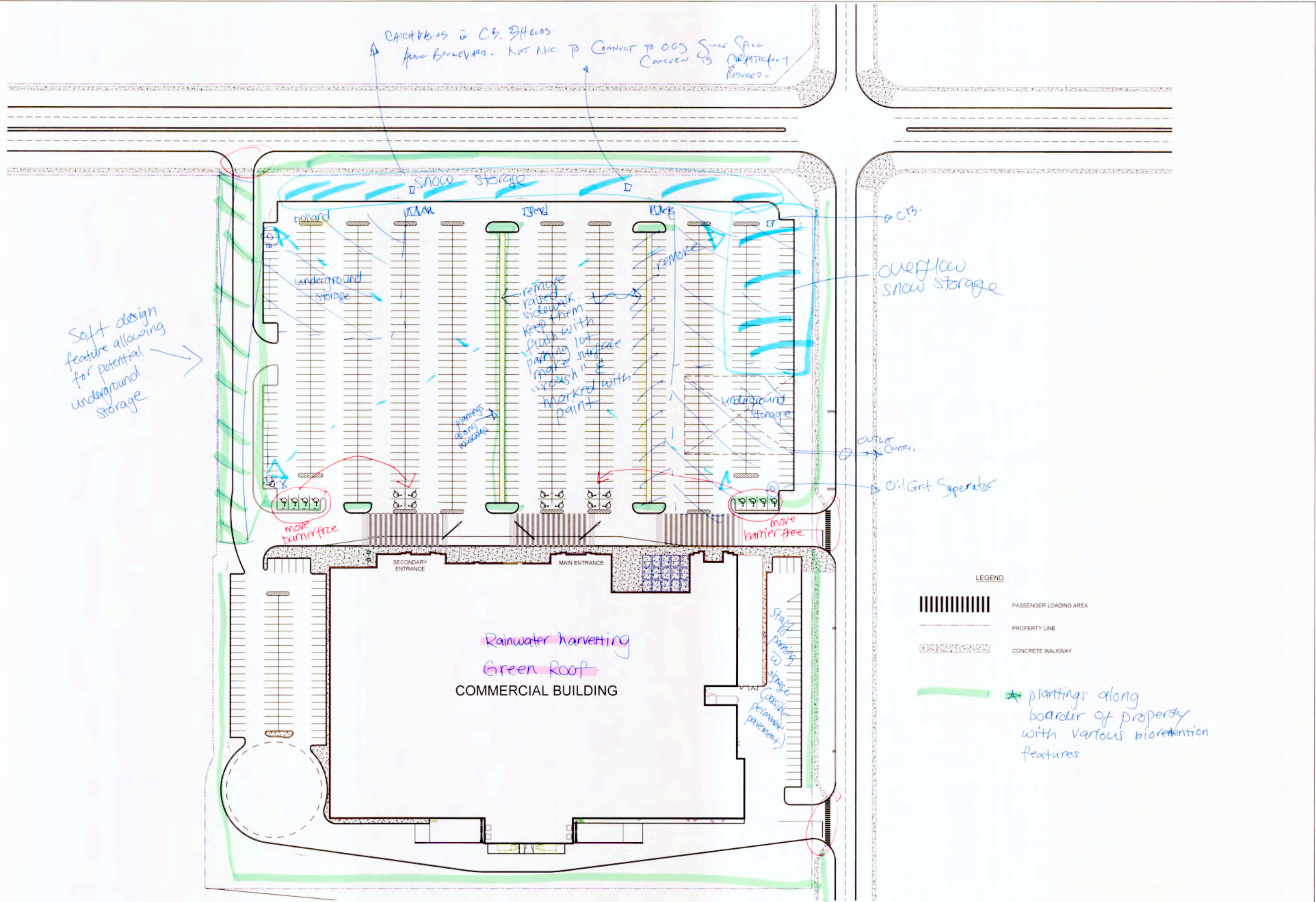
Reuse of Documents  
This document and the ideas and designs incorporated herein, as an instrument of professional service, is the property of GHD and shall not be reused in whole or in part for any other project without GHD's written authorization. © 2015 GHD

GHD  
651 Colby Drive  
Waterloo Ontario N2V 1C2 Canada  
T 519 884 0510 F 519 884 0525 W www.ghd.com

Drawn	Designer
Drafting Check	Design Check
Project Manager	Date <b>NOVEMBER 8, 2016</b>
This document shall not be used for construction unless signed and sealed for construction.	
Scale	AS SHOWN

Client	<b>LAKE SIMCOE REGION CONSERVATION AUTHORITY</b>	
Project	<b>COMMERCIAL PROPERTY EXAMPLE #2</b>	
Title	<b>COMMERCIAL PROPERTY EXAMPLE #2</b>	
Project No.	11115623-01	
Original Size	ANSI D	Sheet No.
Scale	AS SHOWN	Sheet No.

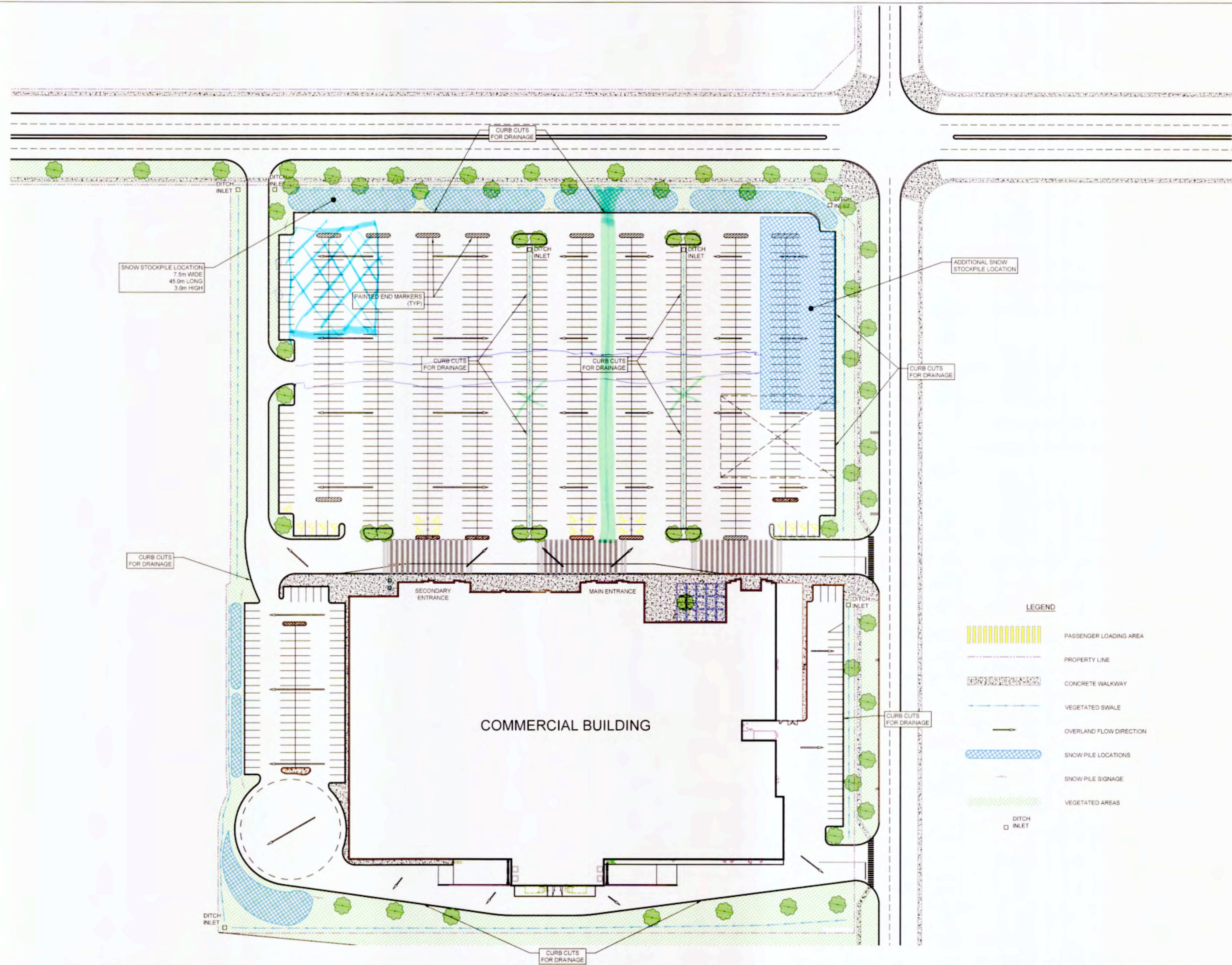
Table 2



DRAFT

<p>No. Issue Drawn Approved Date</p>				<p>Bar is 20mm on original size drawing 0 20mm</p>		<p>Reuse of Documents This document and the ideas and designs incorporated herein, as an instrument of professional service, is the property of GHD and shall not be reused in whole or in part for any other project without GHD's written authorization. © 2016 GHD</p>		<p>GHD 651 Colby Drive Waterloo Ontario N2V 1C2 Canada T 519 884 0510 F 519 884 0525 W www.ghd.com</p>		<p>Drawn Designer Drafting Check Design Check Project Manager Date NOVEMBER 8, 2016</p>		<p>Client LAKE SIMCOE REGION CONSERVATION AUTHORITY Project COMMERCIAL PROPERTY EXAMPLE #1 Title Project No. 11115623-01 Original Size ANSI D Scale AS SHOWN Sheet No.</p>	
<p>Plot Date: 8 November 2016 - 1:34 PM Plotted By: Branko Susenki CAD File: P:\drawings\11115623\11115623-01\PRE\002\11115623-01\PRE\002\C\11115623-01\PRE\002\C\11115623-01\WA002.dwg</p>				<p>0 7.5 15 22.5m</p>								<p>Sheet 1 of 1</p>	

Table 3



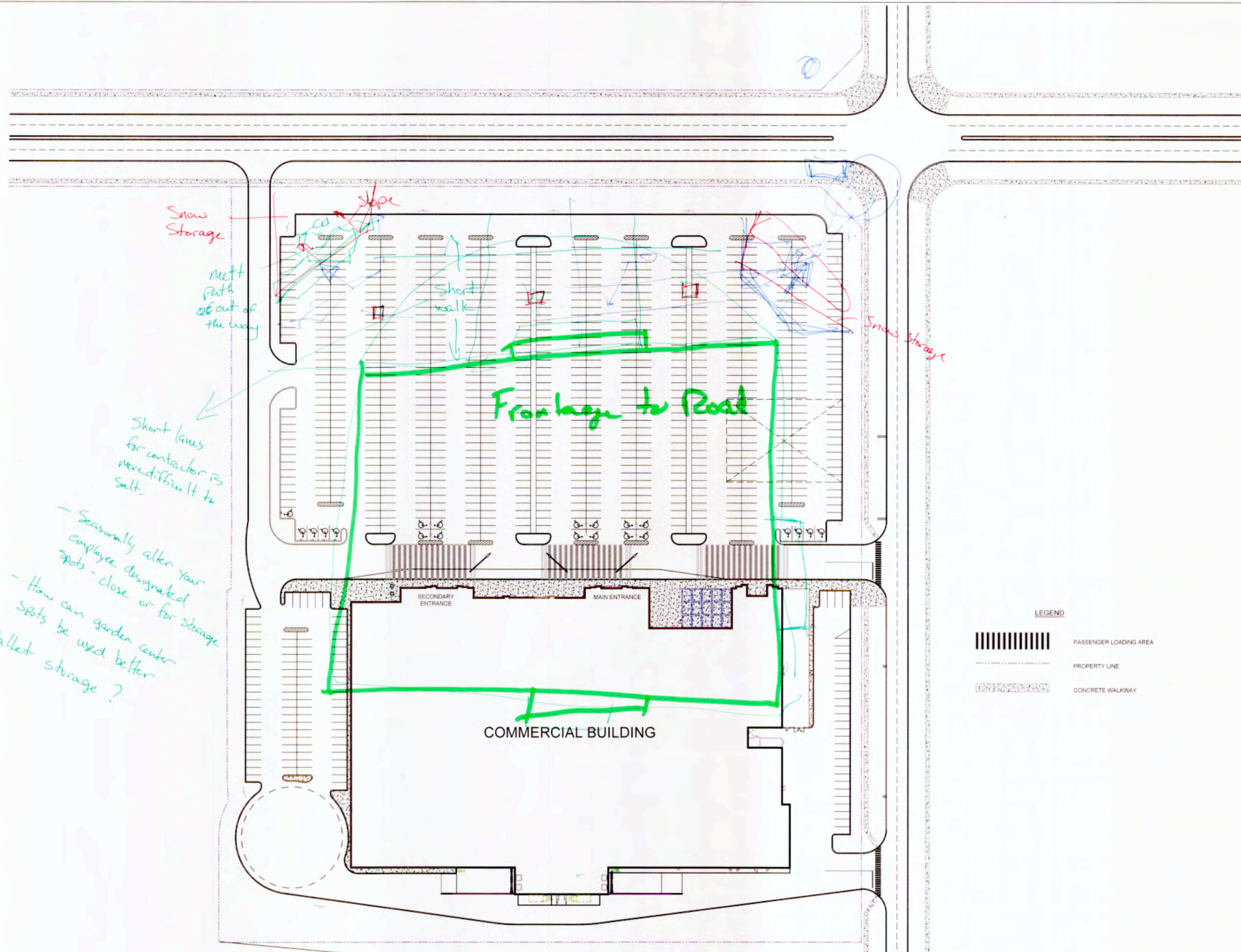
**LEGEND**

	PASSENGER LOADING AREA
	PROPERTY LINE
	CONCRETE WALKWAY
	VEGETATED SWALE
	OVERLAND FLOW DIRECTION
	SNOW PILE LOCATIONS
	SNOW PILE SIGNAGE
	VEGETATED AREAS
	DITCH INLET

DRAFT

<p>No. Issue Drawn Approved Date</p>					<p>Bar is 20mm on original size drawing 0 20mm</p>	<p>GHD 651 Colby Drive Waterloo Ontario N2V 1C2 Canada T 519 884 0510 F 519 884 0525 W www.ghd.com</p>	<p>Drawn Drafting Check Project Manager</p>	<p>Designer Design Check Date <b>NOVEMBER 8, 2016</b> Scale <b>AS SHOWN</b></p>	<p>Client <b>LAKE SIMCOE REGION CONSERVATION AUTHORITY</b> Project <b>COMMERCIAL PROPERTY EXAMPLE #2</b> Title Project No. <b>11115623-01</b> Original Size ANSI D Sheet No.</p>	<p>Sheet 1 of 1</p>
--------------------------------------	--	--	--	--	--	--	---	---	--	---------------------

Table 4



Short lanes for contractor is more difficult to salt

- Seasonally alter your employee designated spots - close or for storage

- How can garden center spots be used better

- Pallet storage?

LEGEND

	PASSENGER LOADING AREA
	PROPERTY LINE
	CONCRETE WALKWAY

DRAFT

<p>No. Issue Drawn Approved Date</p>				<p>Bar is 20mm on original size drawing 0 20mm</p>		<p>Reuse of Documents This document and the ideas and designs incorporated herein, as an instrument of professional service, is the property of GHD and shall not be reused in whole or in part for any other project without GHD's written authorization. © 2015 GHD</p>		 <p>GHD 651 Colby Drive Waterloo Ontario N2V 1C2 Canada T 519 884 0510 F 519 884 0525 W www.ghd.com</p>		<p>Drawn Designer Drafting Check Design Check Project Manager Date NOVEMBER 8, 2016 Scale AS SHOWN</p>		<p>Client LAKE SIMCOE REGION Project CONSERVATION AUTHORITY Title COMMERCIAL PROPERTY EXAMPLE #1 Project No. 11115623-01 Original Size ANSI D Sheet No.</p>		<p>Sheet 1 of 1</p>	
--------------------------------------	--	--	--	--	--	---	--	--	--	--	--	---	--	---------------------	--